

One Woodruff Key



Note: Key #808 is 1/4" wide x 1" long.
Key #1210 is 3/8" wide x 1 1/4" long.

WESTMILL PART NO.	DIAMETER	LENGTH	KEY SIZE	CONSTRUCTION	NOTES
G211	1 1/4"	3"	#808	Cast Iron	Infeed
G223	1 1/4"	3"	#1210	Cast Iron	Coe Dryer
G212	1 1/4"	3 1/2"	#808	Cast Iron	Infeed
G225	1 1/4"	3 3/4"	#1210	Cast Iron	Infeed Gudgeon for M-72
G224	1 1/4"	4"	#1210	Welded Steel	Infeed Gudgeon for M-72
G213	1 1/4"	5"	#808	Cast Iron	Infeed Drive
G222	1 1/4"	5"	#1210	Cast Iron	Coe
G221	1 1/2"	4 3/8"	#1210	Cast Iron	Coe M-62
G321	1 1/2"	4 3/8"	#1210	Cast Iron	Coe M-72
G311	1 1/2"	5"	#808	Cast Iron	Moore & Prentice
G322	1 1/2"	5"	#1210	Cast Iron	Coe
G327	1 1/2"	6 1/2"	#1210	Cast Iron	

Two Woodruff Keys



Note: Key #808 is 1/4" wide x 1" long.
Key #1210 is 3/8" wide x 1 1/4" long.

WESTMILL PART NO.	DIAMETER	LENGTH	KEY SIZE	CONSTRUCTION	NOTES
G215	1 1/4"	5"	#808	Cast Iron	Flattening Roll
G326	1 1/2"	5"	#808	Cast Iron	Cross-over drive
G325	1 1/2"	6 1/2"	#1210	Cast Iron	Cross-over drive
G323	1 1/2"	7 3/8"	#1210	Cast Steel	Coe M-62
G324	1 1/2"	7 3/4"	#1210	Cast Steel	Coe M-72

Snap Ring Groove



WESTMILL PART NO.	DIAMETER	LENGTH	CONSTRUCTION	NOTES
G101-M	25mm	2 1/2"	Cast Iron	Raute top and bottom, idle side
G101	1"	2 5/8"	Welded Steel	Raute/Durand top and bottom, idle side
G302	1 1/2"	2 3/4"	Cast Iron	Coe M-62 & M-72

Straight Keyway



WESTMILL PART NO.	DIAMETER	LENGTH	KEYWAY	CONSTRUCTION	NOTES
G111-M	25mm	3 15/16"	8mm	Cast Iron	Raute top drive side
G112-M	25mm	5 13/16"	8mm	Cast Iron	Raute bottom drive side
G111	1"	4 1/8"	1/4" x 2 1/4"	Welded Steel	Raute/Durand top drive
G112	1"	6"	1/4" x 4"	Welded Steel	Raute/Durand bottom drive
G214	1 1/4"	5"	1/4" x 3"	Cast Iron	Infeed
G216	1 1/4"	6 1/4"	1/4" x 2"	Welded Steel	Coe Infeed lower roller
G217	1 1/4"	6 3/4"	1/4" x 4"	Welded Steel	Infeed
G312	1 1/2"	5"	1/4" x 3"	Cast Iron	Coe

No Key



WESTMILL PART NO.	DIAMETER	LENGTH	CONSTRUCTION	NOTES
G201	1 1/4"	2"	Cast Iron	Infeed
G203	1 1/4"	4"	Welded Steel	Infeed Gudgeon for M-72
G202	1 1/4"	5"	Cast Iron	Infeed
G301	1 1/2"	2"	Cast Iron	M-62/72 Top Moore Top
G303	1 1/2"	5"	Cast Iron	Moore Top
G304	1 1/2"	6 1/2"	Cast Iron	

CUSTOM GUDGEONS

WESTMILL™ bell housings allow you to design any custom gudgeon required:

- Cast-steel construction
- 1", 1-1/4" and 1-1/2" diameter shafts (custom and metric diameters also available)
- C1045 precision shafting for mounted bearing units, or
- C1018 cold-finished bar for dryer bushings

The gudgeon shaft is connected to the bell housing by welding. Our bell housings are designed to fit roll tubes 3-3/4" outer diameter x 0.120" wall. We can also assemble the entire gudgeon before shipping.

All shaft lengths and details available: Woodruff and Square Keyways, Snap Ring Grooves, etc.

Cast Steel

WESTMILL PART NO.	BORE (SHAFT SIZE)
SB300S	1 1/2"
SB301S	1 1/4"
SB302S	1"



Custom Gudgeon



Bell Housing

PRODUCT SHOWCASE

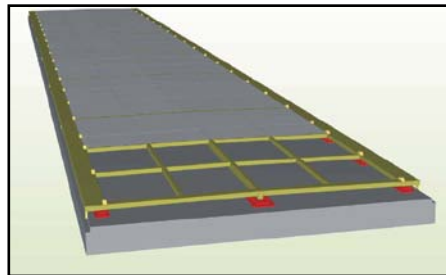
Retrofit Stainless Steel Dryer Floor Retrofit Mild Steel Dryer Floor

Installing a WESTMILL™ Retrofit Dryer Floor underneath your dryer will increase your dryer's thermal efficiency, reduce in-plant emissions and increase the dryer's production.

You can simply seal weld the new 3" or 4" thick insulated floor to the bottom of your existing door frame, even if your existing concrete foundation is in poor condition.



Featuring a heavy structural tube frame with 3" or 4" thick insulated floor panels, and leak-proof seal-welded construction.



A stainless steel floor module is pushed into a dryer from the end.

Product Features

WESTMILL™ has installed new stainless dryer floors underneath almost every make and model of dryer, with the same results:

- Seal-welded, leak-free construction
- Thermally efficient – saves time
- Quick and easy debris clean-up – reduces fires
- Eliminates in-plant emissions from the floor
- Increased veneer production
- Reduced downtime due to plug-ups and fires
- Helps prevent plug-ups caused by sheet-tracking problems in uneven dryers
- Better value and longer lasting than replacing an entire concrete floor

Installation

Installation is quick and easy. Pre-assembly of the floor frame can be done before shutting the dryer down to minimize installation time. A WESTMILL™ site supervisor helps your crew get the job done quickly and correctly.




A 4" stainless steel floor is installed in a new WESTMILL™ 6-deck dryer.

DRYER ROLL TUBING

Westmill™ supplies roll tubes for all veneer dryers, dryer infeeds and outfeeds, and sheet-handling conveyors.

We can supply any diameter, wall thickness and length you need. We are likely to have your tubes in stock or available for you in a week or less.



Roll tubes bundled for shipping.

Popular roll tubes:

WESTMILL PART NO.	OUTER DIAMETER	WALL THICKNESS	LENGTH	DESCRIPTION
WEST-64	2 1/4"	0.120"	15'	Infeed Roll Tube
WEST-165	3"	0.120"	9'-5 1/4"	Babcock Dryer
WEST-315	3 3/4"	0.120"	14'-6"	Fits Moore, Coe, Prentice Dryers
WEST-304	3 3/4"	0.120"	15'	Fits Moore, Coe, Prentice Dryers VM011288
WEST-167	4"	0.120"	9'-6"	Babcock Dryer
WEST-310	4"	0.120"	15'	Hong An Dryer
R01-0012	4"	0.120"	19'-11 1/2"	Babcock Dryer
RAU-009	4"	0.125"	15'-9"	Fits Raute Wood and Durand-Raute Jet Dryers
WEST-81	4"	0.226"	16'	Outfeed Roll

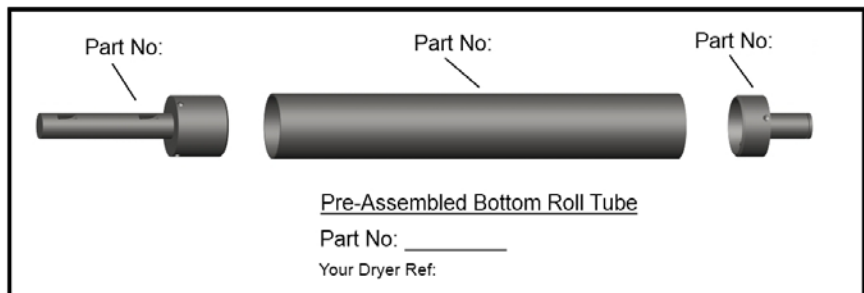
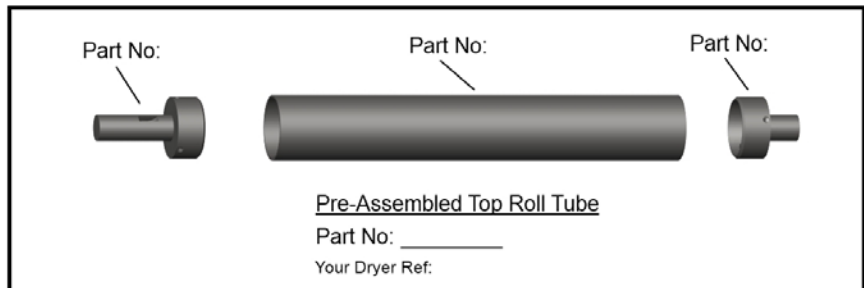
PRE-ASSEMBLED ROLL TUBES AND GUDGEONS

Avoid misaligned tubes and gudgeons that cause veneer tracking issues and premature drive-side wear by using the WESTMILL™ professionally pre-assembled roll tube and gudgeon.

Take advantage of having WESTMILL™ pre-assembled roll tubes and gudgeons:

- Eliminate time-consuming assembly.
- Gudgeons are hydraulically press-fit for accuracy.
- Dimple-locked to prevent slippage.
- Rolls are hydraulically straightened, true to .0625.
- Available for all makes and models.
- An economic solution.

Call us for "pre-assembled roll tube and gudgeon" part number.



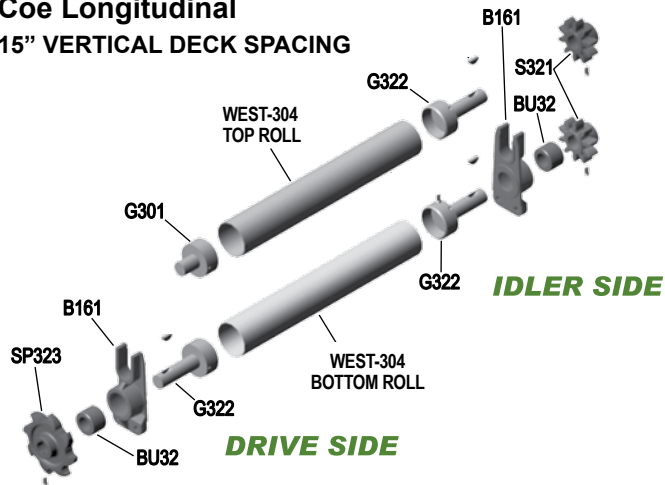
Customer Testimonial

"We couldn't have been happier with WESTMILL's service and product performance on the dryer rolls we recently ordered. We were in an emergency situation during a complete dryer rebuild and needed 472 dryer roll assemblies complete with gudgeons pressed on both ends. Our order went in the afternoon of Friday Nov. 4, and was shipped complete on Nov. 8!! All other vendors quoted us over a month's delivery time. WESTMILL's expedient delivery kept the project's completion date in check and the rolls are working fantastic."

– Joe Palmer, Engineering Project Manager, Boise Cascade LLC

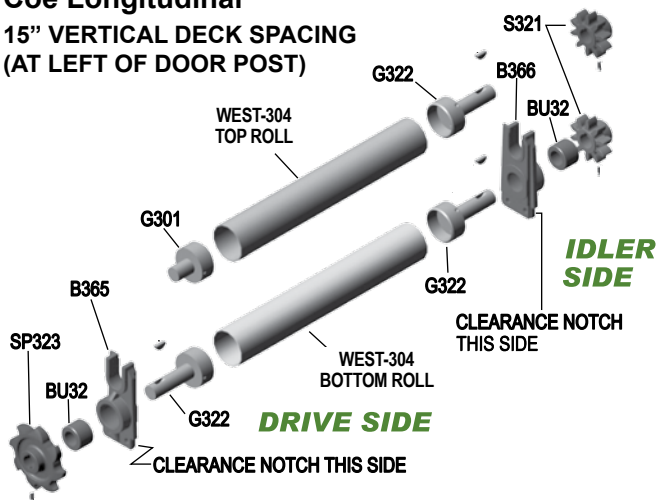
ROLL ASSEMBLIES

Coe Longitudinal 15" VERTICAL DECK SPACING



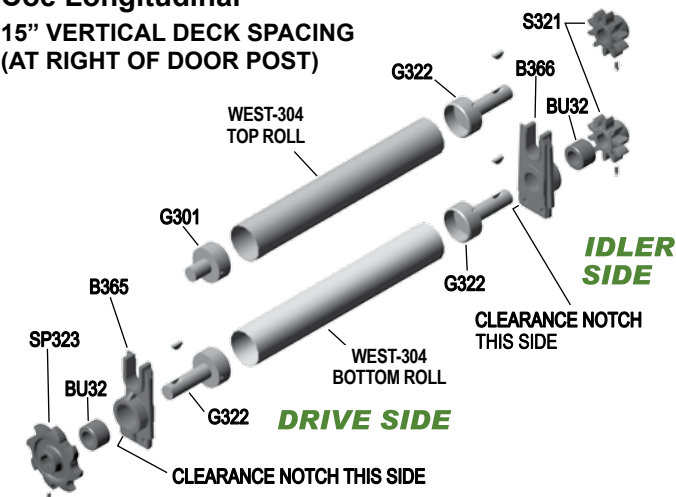
WESTMILL PART NO.	QUANTITY	CROSS REF. NO.	DESCRIPTION
WEST-304	2	VM011288	Roll Tube 3 3/4" OD x 15' LG
G301	1		Gudgeon 1 1/2" D x 2" LG stem
G322	3		Gudgeon 1 1/2" D x 5" LG stem
B161	2	Coe 8212	Bearing Housing
BU32	2	PC-066095	Bearing, Graphite
SP323	1	PC-018140	Hook Sprocket - 8 tooth 81X
S321	2	PC-018139	Star Gear
WEST-307	3	VM010120	#1210 3/8" Woodruff Key
WEST-302	3		Square Head Set Screw 3/8" UNC x 3/4"

Coe Longitudinal 15" VERTICAL DECK SPACING (AT LEFT OF DOOR POST)



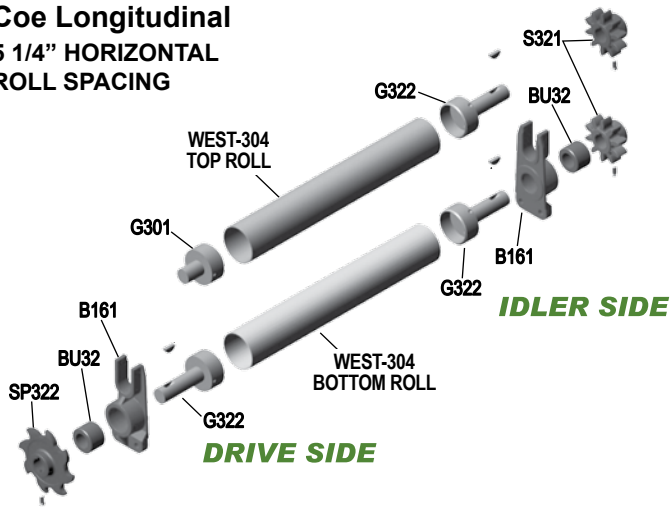
WESTMILL PART NO.	QUANTITY	CROSS REF. NO.	DESCRIPTION
WEST-304	2	VM011288	Roll Tube 3 3/4" OD x 15' LG
G301	1		Gudgeon 1 1/2" D x 2" LG stem
G322	3		Gudgeon 1 1/2" D x 5" LG stem
B366	1	PB-016048L	Bearing Housing
B365	1	PB-016048R	Bearing Housing
BU32	2	PC-066095	Bearing, Graphite
SP323	1	PC-018140	Hook Sprocket - 8 tooth 81X
S321	2	PC-018139	Star Gear
WEST-307	3	VM010120	#1210 3/8" Woodruff Key
WEST-302	3		Square Head Set Screw 3/8" UNC x 3/4"

Coe Longitudinal 15" VERTICAL DECK SPACING (AT RIGHT OF DOOR POST)




WESTMILL PART NO.	QUANTITY	CROSS REF. NO.	DESCRIPTION
WEST-304	2	VM011288	Roll Tube 3 3/4" OD x 15' LG
G301	1		Gudgeon 1 1/2" D x 2" LG stem
G322	3		Gudgeon 1 1/2" D x 5" LG stem
B366	1	PB-016048L	Bearing Housing
B365	1	PB-016048R	Bearing Housing
BU32	2	PC-066095	Bearing, Graphite
SP323	1	PC-018140	Hook Sprocket - 8 tooth 81X
S321	2	PC-018139	Star Gear
WEST-307	3	VM010120	#1210 3/8" Woodruff Key
WEST-302	3		Square Head Set Screw 3/8" UNC x 3/4"

Coe Longitudinal 5 1/4" HORIZONTAL ROLL SPACING



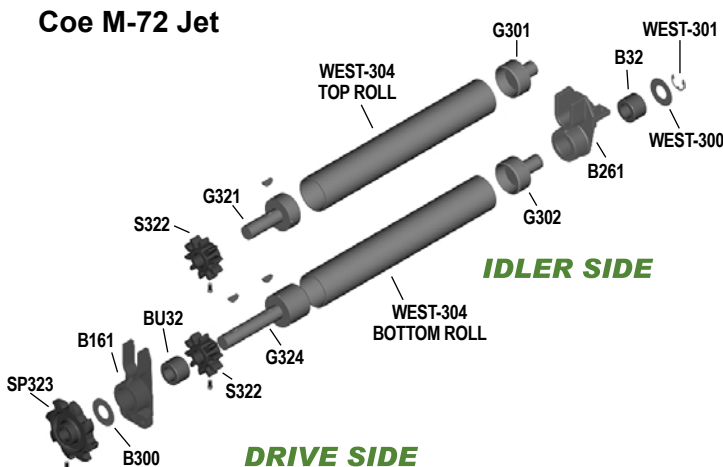
WESTMILL PART NO.	QUANTITY	CROSS REF. NO.	DESCRIPTION
WEST-304	2	VM011288	Roll Tube 3 3/4" OD x 15' LG
G301	1		Gudgeon 1 1/2" D x 2" LG stem
G322	3		Gudgeon 1 1/2" D x 5" LG stem
B161	2	Coe 8212	Bearing Housing
BU32	2	PC-066095	Bearing, Graphite
SP322	1	Coe 8216	Hook Sprocket - 8 tooth 81X
S321	2	PC-018139	Star Gear
WEST-307	3	VM010120	#1210 3/8" Woodruff Key
WEST-302	3		Square Head Set Screw 3/8" UNC x 3/4"

Coe M-62 Jet



WESTMILL PART NO.	QUANTITY	CROSS REF. NO.	DESCRIPTION
WEST-304	2	VM011288	Roll Tube 3 3/4" OD x 15' LG
G221	1		Gudgeon 1 1/2" D x 4 3/8" LG stem
G301	1		Gudgeon 1 1/2" D x 2" LG stem
G302	1	PC-010091-B	Gudgeon (Snap Ring Groove)
G323	1		Gudgeon 1 1/2" D x 7 3/8" LG stem
B261	1	Coe 10497	Bearing Housing
B163	1	Coe 10499	Bearing Housing
BU32	2		Bearing, Graphite
SP323	1	PC-018140	Hook Sprocket - 8 tooth 81X
S322	2	PC-045141	Star Gear
WEST-300	2	VM010601	1 9/16" diameter Gudgeon Washer
WEST-301	1		Snap Ring
WEST-307	3	VM010120	#1210 3/8" Woodruff Key
WEST-302	3		Square Head Set Screw 3/8" UNC x 3/4"

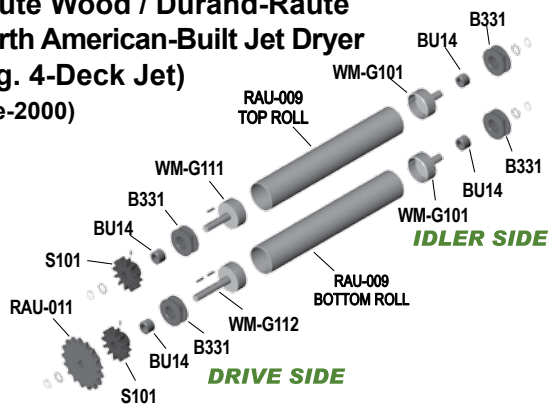
Coe M-72 Jet



WESTMILL PART NO.	QUANTITY	CROSS REF. NO.	DESCRIPTION
WEST-304	2	VM011288	Roll Tube 3 3/4" OD x 15' LG
G321	1	PC-010091-A	Gudgeon 1 1/2" D x 4 3/8" LG stem
G301	1		Gudgeon 1 1/2" D x 2" LG stem
G302	1	PC-010091-B	Gudgeon (Snap Ring Groove)
G324	1		Gudgeon 1 1/2" D x 7 3/4" LG stem
B261	1	Coe 10497	Bearing Housing
B161	1	Coe 8212	Bearing Housing
BU32	2	PC-066095	Bearing, Graphite
SP323	1	PC-018140	Hook Sprocket - 8 tooth 81X
S322	2	PC-045141	Star Gear
WEST-300	2		1 9/16" D Gudgeon Washer
WEST-301	1		Snap Ring
WEST-307	3	VM010120	#1210 3/8" Woodruff Key
WEST-302	3		Square Head Set Screw 3/8" UNC x 3/4"

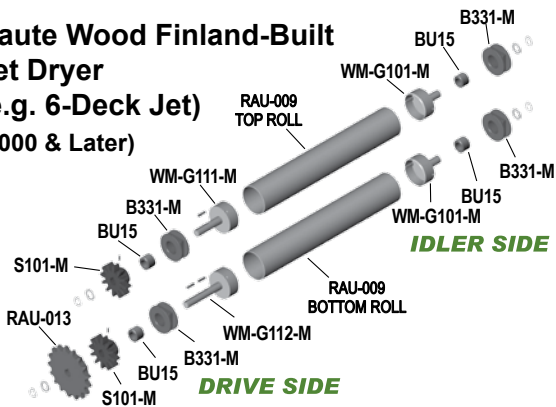
ROLL ASSEMBLIES

Raute Wood / Durand-Raute North American-Built Jet Dryer (e.g. 4-Deck Jet) (pre-2000)



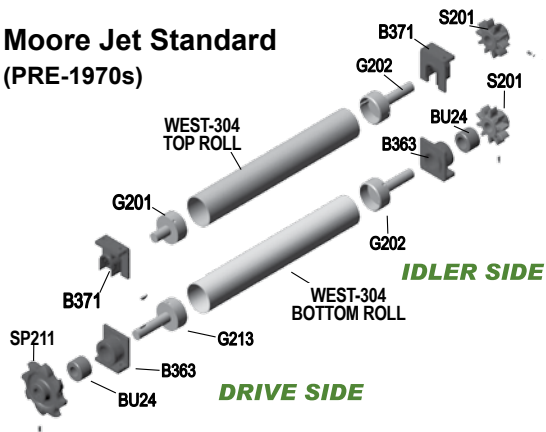
WESTMILL PART #	QTY.	CROSS REF. NO.	DESCRIPTION
RAU-009	2		Roll Tube 4" OD x 15'-9" LG
WM-G101	2	Raute	Gudgeon 1" D x 2 5/8" LG
WM-G111	1	Raute	Gudgeon 1" D x 4 1/8" LG
WM-G112	1	Raute	Gudgeon 1" D x 6" LG
B331	4	Raute/Durand Raute 4R708667	Bearing Housing
BU14	4	Raute/Durand Raute DR-488-1 590-1648	Stepped Bearing, Teflon
S101	2	Raute/Durand Raute 3R708513	Star Gear
RAU-011	1	514-6017	Dryer Roll Sprocket 17T
	3		1/4" Square Key
WEST-302	2		Square Head Set Screw 1/4" UNC x 3/4"

Raute Wood Finland-Built Jet Dryer (e.g. 6-Deck Jet) (2000 & Later)



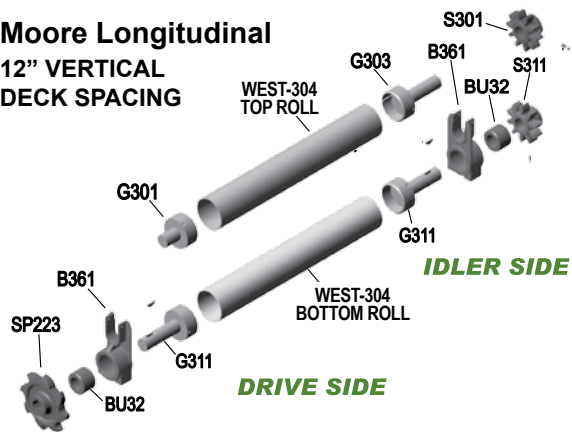
WESTMILL PART #	QTY.	CROSS REF. NO.	DESCRIPTION
RAU-009	2		Roll Tube 4" OD x 15'-9" LG
WM-G101-M	2		Gudgeon 1" D x 2 5/8" LG
WM-G111-M	1		Gudgeon 1" D x 4 1/8" LG
WM-G112-M	1		Gudgeon 1" D x 6" LG
B331-M	4	Raute/Durand Raute 4R504306KK	Bearing Housing
BU15	4	Raute/Durand Raute	Bearing, Teflon
S101-M	2	Raute/Durand Raute	Star Gear
RAU-013	1		Dryer Roll Sprocket 15T
	3		Key
	2		Set Screw

Moore Jet Standard (PRE-1970s)



WESTMILL PART NO.	QUANTITY	CROSS REF. NO.	DESCRIPTION
WEST-304	2	VM011288	Roll Tube 3 3/4" OD x 15' LG
G201	1	PB025116AB	Gudgeon 1 1/4" D x 2" LG stem
G202	2		Gudgeon 1 1/4" D x 5" LG stem
G213	1		Gudgeon 1 1/4" D x 5" LG stem
B363	2	RD-162	Bearing Housing - bottom
B371	2	RD-161	Bearing Housing - top
BU24	2		Bearing, Graphite
S201	2		Star Gear - Plain
SP211	1	RD-77	Hook Sprocket - 8 tooth 81X
WEST-306	1		#808 1/4" Woodruff Key
WEST-302	3		Square Head Set Screw 3/8" UNC x 3/4"

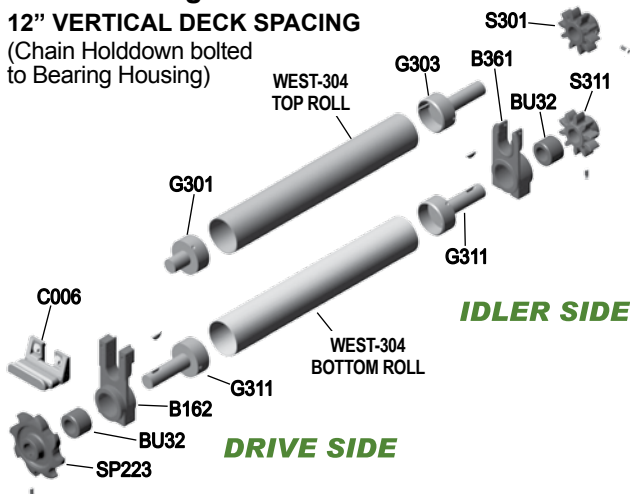
Moore Longitudinal 12" VERTICAL DECK SPACING



WESTMILL PART NO.	QUANTITY	CROSS REF. NO.	DESCRIPTION
WEST-304	2	VM011288	Roll Tube 3 3/4" OD x 15' LG
G301	1		Gudgeon 1 1/2" D x 2" LG stem
G303	1		Gudgeon 1 1/2" D x 5" LG stem
G311	2		Gudgeon 1 1/2" D x 5" LG stem
B361	2	RD-165	Bearing Housing
BU32	2	PC-066095	Bearing, Graphite
S301	1		Star Gear - Plain
S311	1		Star Gear - Keyed
SP223	1	RD-77	Hook Sprocket - 8 tooth 81X
WEST-306	2		#808 1/4" Woodruff Key
WEST-302	3		Square Head Set Screw 3/8" UNC x 3/4"

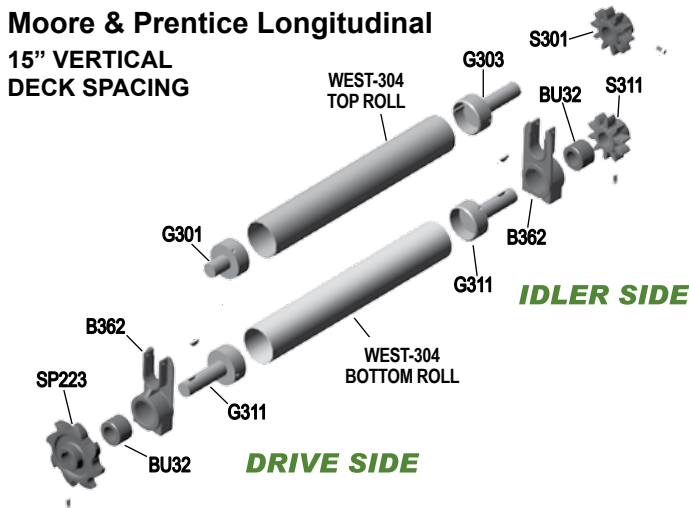
Prentice Longitudinal 12" VERTICAL DECK SPACING

(Chain Holddown bolted to Bearing Housing)



WESTMILL PART NO.	QUANTITY	CROSS REF. NO.	DESCRIPTION
WEST-304	2	VM011288	Roll Tube 3 3/4" OD x 15' LG
G301	1		Gudgeon 1 1/2" D x 2" LG stem
G303	1		Gudgeon 1 1/2" D x 5" LG stem
G311	2		Gudgeon 1 1/2" D x 5" LG stem
B361	1	RD-165	Bearing Housing
B162	1	C-30	Bearing Housing
BU32	2	PC-066095	Bearing, Graphite
S301	1		Star Gear - Plain
S311	1		Star Gear - Keyed
SP223	1	RD-77	Hook Sprocket - 8 tooth 81X
C006	1	C30	Holddown
WEST-306	2		#808 1/4" Woodruff Key
WEST-302	3		Square Head Set Screw 3/8" UNC x 3/4"
	2		Hex Head Bolt 3/8-16 UNC x 1 (for Holddown)
	2		Flat Washer 3/8" Diameter Standard (for Holddown)

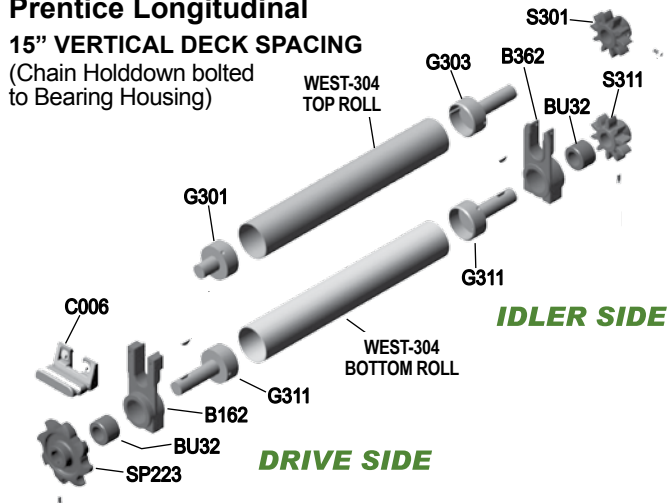
Moore & Prentice Longitudinal 15" VERTICAL DECK SPACING



WESTMILL PART NO.	QUANTITY	CROSS REF. NO.	DESCRIPTION
WEST-304	2	VM011288	Roll Tube 3 3/4" OD x 15' LG
G301	1		Gudgeon 1 1/2" D x 2" LG stem
G303	1		Gudgeon 1 1/2" D x 5" LG stem
G311	2		Gudgeon 1 1/2" D x 5" LG stem
B362	2	RD-65	Bearing Housing
BU32	2	PC-066095	Bearing, Graphite
S301	1		Star Gear - Plain
S311	1		Star Gear - 10 tooth Keyed
SP223	1	RD-77	Hook Sprocket - 8 tooth 81X
WEST-306	2		#808 1/4" Woodruff Key
WEST-302	3		Square Head Set Screw 3/8" UNC x 3/4"

Prentice Longitudinal 15" VERTICAL DECK SPACING

(Chain Holddown bolted to Bearing Housing)



WESTMILL PART NO.	QUANTITY	CROSS REF. NO.	DESCRIPTION
WEST-304	2	VM011288	Roll Tube 3 3/4" OD x 15' LG
G301	1		Gudgeon 1 1/2" D x 2" LG stem
G303	1		Gudgeon 1 1/2" D x 5" LG stem
G311	2		Gudgeon 1 1/2" D x 5" LG stem
B362	1	RD-65	Bearing Housing
B162	1	C-30	Bearing Housing
BU32	2	PC-066095	Bearing, Graphite
S301	1		Star Gear - Plain
S311	1		Star Gear - 10 tooth Keyed
SP223	1	RD-77	Hook Sprocket - 8 tooth 81X
C006	1	C30	Holddown
WEST-306	2		#808 1/4" Woodruff Key
WEST-302	3		Square Head Set Screw 3/8" UNC x 3/4"
	2		Hex Head Bolt 3/8-16 UNC x 1 (for Holddown)
	2		Flat Washer 3/8" Diameter Standard (for Holddown)