

JET TUBES

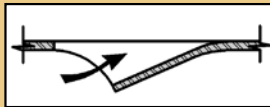
WESTMILL™ supplies replacement jet tubes for any style of veneer dryer that you have: Coe, Moore, Raute Wood, Durand-Raute, Babcock, Moore-Jacksonville, Moore-Canada, Omeco, Fezer, Proctor Schwartz, OEM styles and others.

Our jet tubes are interchangeable with OEM jet tubes. We maintain high quality standards at an excellent price.

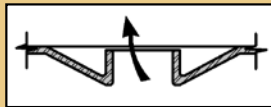


Hole Types

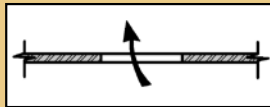
We offer standard hole count (180 holes) and high-volume (303 holes) jet tubes, with custom configurations available. We have the correct OEM tooling to offer the following hole types:



Fingernail hole



Raute Wood / Durand-Raute
(orifice profile) 3/8" and 1/2"
diameters



Flat hole



Flat slot




Weyerhaeuser hole
(Coe style)

Standard and Custom Jet Tube Ends to Your Specifications



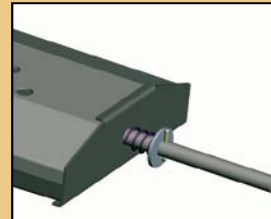
1/2" CR round



Flat bar



Eye patch for air hose
clean-out



Spring-held rotating tube end



Custom Designs

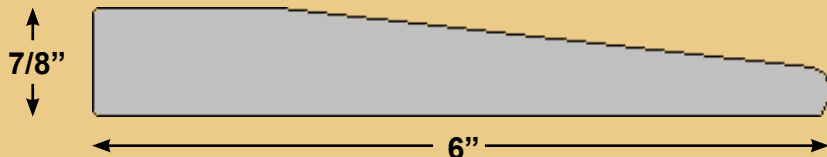
We look at jet tubes as more than just an "off the shelf" item. Contact us to discuss what is the best tube size, hole type, hole pattern and tube end for your dryer. We have an endless range of custom capabilities. For example, we can put Raute holes in a Coe tube, or supply a tube with round holes on one half (no profile) and Fingernail holes on the other half. **If you want it, we can build it.**

Our standard jet tube is made from #16 gauge mild steel, but other thicknesses are available upon request.

We can offer beveled leading and trailing edges to eliminate the need to stock left-hand and right-hand jet tubes. We also offer beveled leading edge only, to help reduce the possibility of plug-ups in your dryer conveyor.

M-62 / M-72 Jet Tube Locking Pins

Part # J01-0062 (universal fit)



PLUG-UP DETECTOR PARTS

	NAME	WESTMILL PART NO.
	Wire 7 x 7 Stainless Steel	BIS-001
	Insulator Bracket	PD-1
	Red Lamp Lens	PD-1004R
	Threaded Teflon Thru Panel Insulator	PD-1005
	Spring (Stainless Steel)	PD-1006
	Bolt - 3.5"	PD-1025
	Steel Nut	PD-1026
	Transformer	PD-1045
	Rectifier	PD-1067
	Split Bolt Wire Clamp	PD-1090
	Lamp Holder	PD-1162
	Wire Clip for Insulator	PD-1007A
	Nut for Threaded Insulator Rod	PD-1008
	Galvanized Wire	PD-1012
	Stand Off Insulator	PD-1022
	Bolt - 2"	PD-1024
	Bulb	PD-1327
	Washer	PD-1716
	Porcelain Insulator with Wire	PD-9632
	Wire - 7 x 19	WES-002
	Wire Crimp	WEST-59

DRYER PLUG-UP DETECTION

Two of the most common causes for dryer downtime are veneer plug-ups and dryer fires. WESTMILL's Plug-Up Detection system helps to reduce the frequency and severity of both.

WESTMILL™ offers a Dryer Plug-Up Detection system that can be installed on any type of dryer. We offer a trip-wire style of system common to the veneer drying industry.

How it works

When a plug-up occurs, the veneer raises the top pressure roll. When this roll contacts the trip-wire, an electrical signal is sent to the control center and a visual signal is given to the dryer operator. The visual alarm can be sent to multiple stations: a control box with lights and/or an electronic HMI display screen (e.g. Allen-Bradley PanelView). The operator can then stop feeding the dryer, diagnose the problem and correct the situation.

Benefits

By identifying dryer plug-ups before they become major problems, you can:

- Maximize your dryer running time
- Help prevent fires from starting
- Prevent costly damage to dryer rolls, jet tubes and the main dryer frame

We have the parts you need


WESTMILL™ can also supply all replacement parts for your existing Plug-Up Detection system, whether we supplied it initially or not.

VENEER DRYER DRIVE TOWER

Maximize veneer recovery with our Dryer Drive Tower. It has an independent motor and Variable Frequency Drive for each deck. This allows for the clearing of a deck while the others continue to run.

- Provides individual deck speed control
- Plug-up veneer recovery
- Replace old oil-filled gear boxes or chain drive
- Eliminate costly shaft, gear and bearing replacement
- Eliminate downtime and maintenance of oil-filled gear boxes
- Cost effective – save veneer
- Bolt to existing imbeds

Call for details!





Our veneer dryer drive tower features independent deck drives.

	WESTMILL PART NO.	CROSS REFERENCE NO.	NAME
	WEST-12	280-1513-00 MT-1090	Moisture Detector Brush All makes and models
	SPE-001	675-0089-00	Inker Valve with pigtail
	SPE-004	B-736-S24	Inker Valve Solenoid Coil
	MT-1071		Electrical Connector for Inker Valve
	MT-1078	B60-S002	Inker Valve Repair Kit (Plunger, Spring, O-Ring)
	MT-TOOL		Disassembly Tool for Inker Valve
	WM-091	Ward	Inker Valve Bracket
	WM-038	599-0083-00	Ward Moisture Brush Guard
	WARD-001	Ward 200C	Acrylic Insulator for Ward #220C System
	CAR-001	268-P	Standard Tube Fitting 1/4" tube x 1/8" NPT
	CAR-002	261-P	Quick Connect Coupling 3/8" tube x 1/4" NPT with pilot check valve
	CAR-003	261-P	Quick Connect Coupling 1/4" tube x 1/8" NPT with pilot check valve
	CAR-004	261P04	1/4" NPT Coupling Nut with plastic ferrule

Inker Solenoid Valve

This item has been re-introduced into the market by WESTMILL™. In stock!
Part # SPE-001



	WESTMILL PART NO.	CROSS REFERENCE NO.	NAME
	COE-059	PC-111	Power Supply Card
	COE-060	PC-121	Control Circuit Card
	COE-061	PC-122	Reference Amplifier Card
	COE-062	PC-135	Auto Calibrate Detector Card
	WM-194	598-0033-00	Moisture Detector Spring
	WM-165	625-0269-04	3-gallon Ink Pot with Fittings
	COE-206	675-0094-00	Moisture Brush Holder
	ELL-001	CY-74	Elliot Bay Ink Filter Housing
	ELL-002	CY-75	Elliot Bay Poly Brush Holder
	ELL-003	CY-55	Elliot Bay Poly Brush Holder
	ELL-004	CY-56	Elliot Bay Aluminum Brush Holder



Controls & Automation Services

FROM INTERIM ASSISTANCE TO FULL PROJECT MANAGEMENT, WE'VE GOT YOU COVERED.

**Veneer and plywood
production specialists**

PLC services, programming, instrumentation, integration, electrical design and electrical build services for brands including: Allen Bradley, Seimens, Emerson, FPGA, National Instruments, PAC NI and CompactRIO.

EXPANSION ROLLER ASSEMBLIES

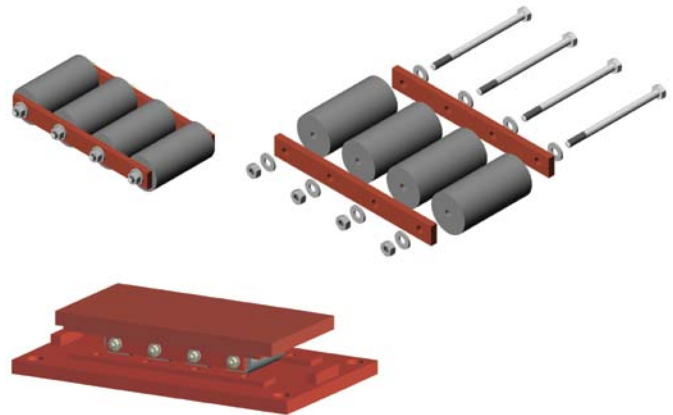
WESTMILL's expansion roller assemblies will keep your dryer straight and in-line. Easily and quickly retrofitted to any dryer, they are self-guiding and require no maintenance.

Our expansion roller assemblies are designed to be as compact as possible. If your current roller assemblies are taller, simply shim the new WESTMILL™ expansion rollers to suit. Field mounting is easy – simply anchor to existing concrete using our optional pre-drilled mounting holes, or weld to existing steel foundation plates.

Our expansion rollers are designed to be directly interchangeable with OEM parts.

General specifications:

- Overall height: 2 3/4"
- Top and bottom plates: 5/8"-thick steel plates
- Base plate dimensions: 8" wide by 14" long (along roller axis)
- Roller diameter: 1 1/2" steel



Our pre-assembled cage keeps the rollers straight. The rolls will not fall out of the cage.

MARKING INK FOR VENEER AND LUMBER

WESTMILL™ supplies plywood, LVL and veneer mills with permanent and disappearing marking inks for use in dry-end brush-style veneer moisture detectors. Our inks are compatible with Ventek, Ward, Elliot Bay, Coe, Raute Wood, Durand-Raute and other ink-spraying moisture detectors. Our inks are specially formulated to reduce clogging and freezing of spray valves, while continuously keeping the lines free of debris and contaminants.

Permanent Marking Ink

Sold by the case of six 1-gallon (U.S.) jugs. 5-gallon (U.S.) pails and 55-gallon (U.S.) drums available upon request.

COLOURS	WESTMILL PART NO.	COLOURS	WESTMILL PART NO.
Black	ACI-007	Green	ACI-011
Blue	ACI-008	Red	ACI-012
Yellow	ACI-009	Purple	ACI-013
Orange	ACI-010	Brown	ACI-017



Disappearing Marking Ink

WESTMILL's disappearing ink goes on full-strength but vanishes in just minutes. Perfect for high-quality veneers that you don't want to degrade simply due to ink spray: for example, "face" grade veneer sheets, patching stock and expensive hardwood veneers.

Custom colours available upon request.

COLOURS	WESTMILL PART NO.: 5-GAL (U.S.) PAIL	WESTMILL PART NO.: 55-GAL (U.S.) DRUM
Red	ACI-001	ACI-002
Blue	ACI-004	ACI-003



"TOUGHY" DRYER CLEANER

"Toughy" Dryer Cleaner quickly loosens and dissolves the toughest pitch, grease and carbon build-up on veneer dryers.

Stocked in 20 L (5.3 gallon) pails and 205 L (54 gallon) drums.

- Easy to use and fast-acting
- Industrial strength – concentrated cleaning power
- Will not burn when applied to a hot surface
- Foaming and non-foaming formulations available

